



## Ceiling Type (G2)

เครื่องปรับอากาศแบบแขวน



Wireless remote controller  
รุ่น YAC1B1

Indoor Unit	Model	GULD18ZD(N)/I	GULD24ZD(N)/I	GULD30ZD(N)/I	GULD36ZD1/A-S	GULD42ZD1/A-S	GULD48ZD1/A-S	GULD60ZD1/A-S
Cooling Capacity	Btu/hr	18,078	24,287	30,559	37,000	44,000	49,000	56,000
Cooling Capacity (Min - Max)	Btu/hr	(6,800 - 19,200)	(8,800 - 27,700)	(6,800 - 33,100)	(11,000 - 37,600)	(14,300 - 51,200)	(16,400 - 56,000)	(16,300 - 58,000)
Power Supply	V/Ph/Hz	220-240V /1Ph /50Hz						
Power Input	Watt	1,522	1,873	2,892	3,226	4,085	5,234	5,911
Current Input	A	7.19	8.85	13.31	14.76	18.21	23.11	26.06
SEER	Btu/hr/Watt	18.53	18.05	18.60	18.08	17.57	16.79	16.51
EGAT No.5		★	★	★	★	★	★	★
ค่าไฟฟ้ (บาท / ั)		11,281	15,558	18,998	23,664	28,957	33,746	39,221
Noise Level (Super-High/Middle/Low)	dB (A)	48/40/38/34	50/43/40/37	52/46/45/43	44/43/40/37	49/46/42/39	52/49/46/42	53/52/49/46
Air Flow Volume (Super-High/Middle/Low)	CFM	559/412/353/294	912/717/647/570	1,000/811/765/719	1,000/942/824/706	1,354/1,177/1,000/824	1,530/1,345/1,177/942	1,412/1,295/1,118/942
Outline Dimension (W*D*H)	mm.	870*665*235	1,200*655*235	1,200*655*235	1,570*665*235	1,570*665*235	1,570*665*235	1,570*665*235
Package Dimension (L*W*H)	mm.	1,030*767*285	1,360*767*285	1,360*770*300	1,669*770*300	1,669*770*300	1,669*770*300	1,669*770*300
Evaporator Form		Aluminium Fin - Copper Tube						
Net Weight/Gross Weight	Kg.	26.0/31.0	31.0/38.0	32.0/38.0	39.5/46.5	40.0/47.0	42.0/49.0	42.0/49.0
Outdoor Unit	Model	GULD18ZD(N)/O	GULD24ZD(N)/O	GULD30ZD(N)/O	GULD36W1/NhA-S	GULD42W1/NhA-S	GULD48W1/NhA-S	GULD60W1/NhA-S
Power Supply	V/Ph/Hz	220-240V /1Ph /50Hz						
Power Source		Outdoor						
Refrigerant	Type	R32						
Compressor Brand		GREE	GREE	GREE	GREE	GREE	GREE	GREE
Compressor Type		Inverter Rotary	Inverter Rotary	Inverter Rotary	Inverter Rotary	Inverter Rotary	Inverter Rotary	Inverter Rotary
Connecting Pipe	Liquid side-mm (In.)	Ø6.35 1/4"	Ø6.35 1/4"	Ø6.35 1/4"	Ø9.52 3/8"	Ø9.52 3/8"	Ø9.52 3/8"	Ø9.52 3/8"
	Gas side-mm (In.)	Ø12.7 1/2"	Ø15.8 5/8"	Ø15.8 5/8"	Ø15.8 5/8"	Ø15.8 5/8"	Ø15.8 5/8"	Ø15.8 5/8"
Sound Pressure Level	dB (A)	58	58	56	55	58	60	58
Air Flow Volume	CFM	1,177	2,119	2,119	2,119	2,354	3,060	4,120
Outline Dimension (W*D*H)	mm.	802*555*350	958*402*660	958*402*660	889*340*660	940*370*820	940*370*820	900*340*1,260
Package Dimension (L*W*H)	mm.	872*395*620	1,029*453*715	1,029*453*715	1,032*456*730	1,093*497*885	1,093*497*885	1,033*443*1,405
Condenser Form		Aluminium Fin - Copper Tube						
Net Weight/Gross Weight	Kg.	30.0/32.5	41.5/46.0	41.5/46.0	44.0/47.5	69.0/76.0	72.0/79.0	94.0/104.0
Max Distance (Height/Length)	m.	10.0/25.0	25.0/40.0	25.0/40.0	20.0/30.0	30.0/75.0	30.0/75.0	30.0/50.0

Indoor Unit	Model	GULD120ZD1/A-S1	GULD140ZD1/A-S1	GULD160ZD1/A-S1
Cooling Capacity	Btu/hr	42,000	47,800	54,500
Cooling Capacity (Min - Max)	Btu/hr	(9,500 - 44,400)	(14,300 - 51,200)	(16,400 - 56,000)
Power Supply	V/Ph/Hz	220-240V /1Ph /50Hz		
Power Input	Watt	4,380	4,700	5,400
Current Input	A	20.00	22.00	25.60
SEER	Btu/hr/Watt	-	-	-
EGAT No.5		-	-	-
ค่าไฟฟ้ (บาท / ั)		-	-	-
Noise Level (Super-High/Middle/Low)	dB (A)	54/51/49/44	49/46/42/39	52/49/46/42
Air Flow Volume (Super-High/Middle/Low)	CFM	1,235/1,140/1,045/893	1,354/1,177/1,000/824	1,530/1,354/1,177/942
Outline Dimension (W*D*H)	mm.	1,570*665*235	1,570*665*235	1,570*665*235
Package Dimension (L*W*H)	mm.	1,729*770*300	1,699*770*300	1,699*770*300
Evaporator Form		Aluminium Fin - Copper Tube		
Net Weight/Gross Weight	Kg.	42.0/49.0	42.0/47.0	42.0/49.0
Outdoor Unit	Model	GULD120W1/NhA-S1	GULD140W1/NhA-S1	GULD160W1/NhA-S1
Power Supply	V/Ph/Hz	220-240V /1Ph /50Hz		
Power Source		Outdoor		
Refrigerant	Type	R32		
Compressor Brand		GREE	GREE	GREE
Compressor Type		Inverter Rotary	Inverter Rotary	Inverter Rotary
Connecting Pipe	Liquid side-mm (In.)	Ø6.35 1/4"	Ø9.52 3/8"	Ø9.52 3/8"
	Gas side-mm (In.)	Ø15.8 5/8"	Ø15.8 5/8"	Ø15.8 5/8"
Sound Pressure Level	dB (A)	58	58	60
Air Flow Volume	CFM	2,648	3,060	3,060
Outline Dimension (W*D*H)	mm.	1,000*427*746	940*370*820	940*370*820
Package Dimension (L*W*H)	mm.	1,080*483*810	1,093*497*885	1,093*497*885
Condenser Form		Aluminium Fin - Copper Tube		
Net Weight/Gross Weight	Kg.	54.5/59.5	69.0/76.0	72.0/79.0
Max Distance (Height/Length)	m.	25.0/40.0	30.0/75.0	30.0/75.0


### หากหลายฟังก์ชันเพื่อความสะดวกสบาย

- Washable Filter
- Easier Maintainability
- Quality Motor
- Horizontal Swing
- Inner Groove Copper
- Turbo Function
- Child Lock
- Auto Clean
- Self Diagnosis
- High Efficiency
- Compact Design
- Wide Operation range
- Wide Voltage range
- High ESP



# U-MATCH G2 INVERTER

CASSETTE TYPE



DUCT TYPE

CEILING TYPE



OUTDOOR UNIT



\*ราคา-รุ่น 18K, 24K, 30K, 36K, 42K, 48K

\*ราคา-รุ่น 60K

\*ภาพสินค้าใช้เพื่อโฆษณาเท่านั้น



GREE ELECTRIC (THAILAND) CO.,LTD  
บริษัท กรี อิเล็กทริก (ไทยแลนด์) จำกัด 1988 ถนนพัฒนาการ แขวงสวนหลวง กรุงเทพฯ 10250  
Tel. 02-722-9661-5 , 02-722-7562-3  
Facebook Fanpage : Gree Thailand | Line ID : @greethailand | www.greethailand.com



## Cassette Type (G2)

เครื่องปรับอากาศแบบฝังฝ้าปาลอม 4 ทิศทาง



- Wireless remote controller รุ่น YAC1B1

## Duct Type (G2)

เครื่องปรับอากาศแบบฝังฝ้าต่อลม



Wired Remote Controller


- Duct 18K รุ่น XK19
- Duct 24K, 30K, 36K, 42K, 48K, 60K รุ่น XE7A-24/H

Indoor Unit	Model	GULD18T1/B-S	GULD24T1/A-S	GULD30T1/A-S	GULD36T1/A-S	GULD42T1/A-S	GULD48T1/A-S	GULD60T1/A-S
Cooling Capacity	Btu/hr	19,500	27,000	31,000	36,000	43,500	48,000	53,000
Cooling Capacity (Min - Max)	Btu/hr	(8,200 - 25,500)	(8,200 - 27,500)	(11,000 - 37,600)	(11,000 - 37,600)	(14,300 - 49,800)	(16,400 - 54,000)	(16,300 - 58,200)
Power Supply	V/Ph/Hz	220-240V /1Ph /50Hz						
Power Input	Watt	1,521	2,284	2,652	3,145	4,159	5,569	5,886
Current Input	A	7.02	10.45	12.14	14.34	18.57	24.57	25.95
SEER	Btu/hr/Watt	19.58	18.22	19.89	18.60	17.84	16.41	16.21
EGAT No.5		★	★	★★	★	★	★	★
ค่าไฟฟ้ (บาท / 0)		11,516	17,135	18,022	22,380	28,195	33,823	37,807
Noise Level (Super-High/Middle/Low)	dB (A)	44/43/41/38	39/38/36/34	48/46/42/39	45/43/40/38	52/50/47/45	52/50/47/45	52/50/48/44
Air Flow Volume (Super-High/Middle/Low)	CFM	765/706/647/530	647/588/529/470	1,059/942/824/706	1,000/942/824/706	1,236/1,118/1,000/883	1,412/1,295/1,118/942	1,354/1,236/1,118/942
Outline Dimension (W*D*H)	mm.	840x840x200	840x840x200	840x840x240	840x840x240	840x840x240	840x840x290	840x840x290
Package Dimension (L*W*H)	mm.	943x923x245	943x923x245	933x903x272	933x903x272	933x903x335	933x903x335	933x903x335
Evaporator Form		Aluminium Fin - Copper Tube						
Net Weight/Gross Weight	Kg.	21.0/27.0	21.0/27.0	22.0/28.0	23.0/29.0	23.0/29.0	25.0/32.0	26.0/33.0
Outdoor Unit	Model	GULD18W1/NhB-S	GULD24W1/NhA-S	GULD30W1/NhA-S	GULD36W1/NhA-S	GULD42W1/NhA-S	GULD48W1/NhA-S	GULD60W1/NhA-S
Power Supply	V/Ph/Hz	220-240V /1Ph /50Hz						
Power Source		Outdoor						
Refrigerant	Type	R32						
Compressor Brand		GREE	GREE	GREE	GREE	GREE	GREE	GREE
Compressor Type		Inverter Rotary	Inverter Rotary	Inverter Rotary	Inverter Rotary	Inverter Rotary	Inverter Rotary	Inverter Rotary
Connecting Pipe	Liquid side-mm (In.)	Ø9.52 3/8"	Ø9.52 3/8"	Ø9.52 3/8"	Ø9.52 3/8"	Ø9.52 3/8"	Ø9.52 3/8"	Ø9.52 3/8"
	Gas side-mm (In.)	Ø15.8 5/8"	Ø15.8 5/8"	Ø15.8 5/8"	Ø15.8 5/8"	Ø15.8 5/8"	Ø15.8 5/8"	Ø15.8 5/8"
Sound Pressure Level	dB (A)	58	55	55	55	58	60	58
Air Flow Volume	CFM	2,119	2,119	2,119	2,119	3,060	3,060	4,120
Outline Dimension (W*D*H)	mm.	889*340*660	889*340*660	889*340*660	889*340*660	940*370*820	940*370*820	900*340*1,260
Package Dimension (L*W*H)	mm.	1,032*456*730	1,032*456*730	1,032*456*730	1,032*456*730	1,093*497*885	1,093*497*885	1,033*443*1,405
Condenser Form		Aluminium Fin - Copper Tube						
Net Weight/Gross Weight	Kg.	40.0/44.0	41.5/45.0	44.0/47.5	44.0/47.5	69.0/76.0	72.0/79.0	94.0/104.0
Max Distance (Height/Length)	m.	20.0/30.0	20.0/30.0	22.0/30.0	22.0/30.0	30.0/75.0	30.0/75.0	30.0/50.0


Indoor Unit	Model	GULD18P(ZOZZ)/I	GULD24PH1/A-S	GULD30PH1/A-S	GULD36PH1/A-S	GULD42PH1/A-S	GULD48PH1/A-S	GULD60PH1/A-S
Cooling Capacity	Btu/hr	19,447	27,000	32,000	36,500	43,500	48,000	56,500
Cooling Capacity (Min - Max)	Btu/hr	(4,700 - 18,600)	(8,200 - 27,500)	(11,000 - 37,600)	(11,000 - 37,600)	(14,300 - 51,200)	(16,400 - 56,000)	(16,300 - 58,000)
Power Supply	V/Ph/Hz	220-240V /1Ph /50Hz						
Power Input	Watt	1,650	2,264	2,793	3,305	4,062	5,121	5,993
Current Input	A	7.78	10.36	12.75	15.15	18.12	22.73	26.41
SEER	Btu/hr/Watt	20.44	18.70	18.25	18.08	17.84	15.76	16.00
EGAT No.5		★★	★	★	★	★	★	★
ค่าไฟฟ้ (บาท / 0)		11,001	16,696	20,275	23,344	28,195	35,218	40,833
Noise Level (Super-High/Middle/Low)	dB (A)	42/41/39/37	37/35/33/31	48/46/44/43	44/42/41/39	44/43/41/39	46/44/42/40	45/44/43/40
Air Flow Volume (Super-High/Middle/Low)	CFM	559/518/483/412	647/588/529/470	1,000/942/824/706	1,059/942/824/706	1,294/1,177/1,059/883	1,648/1,471/1,295/1,059	1,530/1,354/1,177/1,000
External Static Pressure (Rated)	Pa	20	25	37	37	50	50	50
External Static Pressure (Range)	Pa	0-50	0-160	0-160	0-160	0-160	0-200	0-200
Outline Dimension (W*D*H)	mm.	1,000*450*200	900*655*260	900*655*260	1,340*655*260	1,340*655*260	1,400*700*300	1,400*700*300
Package Dimension (L*W*H)	mm.	1,308*568*275	1,115*772*320	1,115*772*320	1,568*770*323	1,568*770*323	1,601*813*365	1,601*813*365
Evaporator Form		Aluminium Fin - Copper Tube						
Net Weight/Gross Weight	Kg.	24.5/29.5	28.5/32.5	29.0/33.0	42.0/48.0	42.0/48.0	52.0/59.0	54.0/61.0
Outdoor Unit	Model	GULD18P(ZOZZ)/O	GULD24W1/NhA-S	GULD30W1/NhA-S	GULD36W1/NhA-S	GULD42W1/NhA-S	GULD48W1/NhA-S	GULD60W1/NhA-S
Power Supply	V/Ph/Hz	220-240V /1Ph /50Hz						
Power Source		Outdoor						
Refrigerant	Type	R32						
Compressor Brand		GREE	GREE	GREE	GREE	GREE	GREE	GREE
Compressor Type		Inverter Rotary	Inverter Rotary	Inverter Rotary	Inverter Rotary	Inverter Rotary	Inverter Rotary	Inverter Rotary
Connecting Pipe	Liquid side-mm (In.)	Ø6.35 1/4"	Ø9.52 3/8"	Ø9.52 3/8"	Ø9.52 3/8"	Ø9.52 3/8"	Ø9.52 3/8"	Ø9.52 3/8"
	Gas side-mm (In.)	Ø12.7 1/2"	Ø15.8 5/8"	Ø15.8 5/8"	Ø15.8 5/8"	Ø15.8 5/8"	Ø15.8 5/8"	Ø15.8 5/8"
Sound Pressure Level	dB (A)	56	55	55	55	58	60	58
Air Flow Volume	CFM	1,177	2,119	2,119	2,119	3,060	3,060	4,120
Outline Dimension (W*D*H)	mm.	802*555*350	889*340*660	889*340*660	889*340*660	940*370*820	940*370*820	900*340*1,260
Package Dimension (L*W*H)	mm.	872*398*620	1,032*456*730	1,032*456*730	1,032*456*730	1,093*497*885	1,093*497*885	1,033*443*1,405
Condenser Form		Aluminium Fin - Copper Tube						
Net Weight/Gross Weight	Kg.	31.0/33.5	41.5/45.0	44.0/47.5	44.0/47.5	69.0/76.0	72.0/79.0	94.0/104.0
Max Distance (Height/Length)	m.	10.0/25.0	20.0/30.0	20.0/30.0	20.0/30.0	30.0/75.0	30.0/75.0	30.0/50.0

Indoor Unit	Model	GULD140T1/A-S1	GULD160T1/A-S1
Cooling Capacity	Btu/hr	47,800	52,500
Cooling Capacity (Min - Max)	Btu/hr	(14,300 - 49,800)	(16,400 - 54,000)
Power Supply	V/Ph/Hz	220-240V /1Ph /50Hz	
Power Input	Watt	5,200	5,400
Current Input	A	24.00	25.60
SEER	Btu/hr/Watt	-	-
EGAT No.5		-	-
ค่าไฟฟ้ (บาท / 0)		-	-
Noise Level (Super-High/Middle/Low)	dB (A)	52/50/47/45	52/50/47/45
Air Flow Volume (Super-High/Middle/Low)	CFM	1,236/1,118/1,000/883	1,412/1,295/1,118/942
Outline Dimension (W*D*H)	mm.	840*840*240	840*840*290
Package Dimension (L*W*H)	mm.	933*903*272	933*903*335
Evaporator Form		Aluminium Fin - Copper Tube	
Net Weight/Gross Weight	Kg.	23.0/29.0	25.0/32.0
Outdoor Unit	Model	GULD140W1/NhA-S1	GULD160W1/NhA-S1
Power Supply	V/Ph/Hz	220-240V /1Ph /50Hz	
Power Source		Outdoor	
Refrigerant	Type	R32	
Compressor Brand		GREE	GREE
Compressor Type		Inverter Rotary	Inverter Rotary
Connecting Pipe	Liquid side-mm (In.)	Ø9.52 3/8"	Ø9.52 3/8"
	Gas side-mm (In.)	Ø15.8 5/8"	Ø15.8 5/8"
Sound Pressure Level	dB (A)	58	60
Air Flow Volume	CFM	3,060	3,060
Outline Dimension (W*D*H)	mm.	940*370*820	940*370*820
Package Dimension (L*W*H)	mm.	1,093*497*885	1,093*497*885
Condenser Form		Aluminium Fin - Copper Tube	
Net Weight/Gross Weight	Kg.	69.0/76.0	72.0/79.0
Max Distance (Height/Length)	m.	30.0/75.0	30.0/75.0

### หลากหลายฟังก์ชันเพื่อความสะดวกสบาย



### หลากหลายฟังก์ชันเพื่อความสะดวกสบาย



Indoor Unit	Model	GULD140PH1/A-S1	GULD160PH1/A-S1
Cooling Capacity	Btu/hr	47,800	54,500
Cooling Capacity (Min - Max)	Btu/hr	(14,300 - 51,200)	(16,400 - 56,000)
Power Supply	V/Ph/Hz	220-240V /1Ph /50Hz	
Power Input	Watt	4,600	5,500
Current Input	A	22.00	26.00
SEER	Btu/hr/Watt	-	-
EGAT No.5		-	-
ค่าไฟฟ้ (บาท / 0)		-	-
Noise Level (Super-High/Middle/Low)	dB (A)	44/43/41/39	46/44/42/40
Air Flow Volume (Super-High/Middle/Low)	CFM	1,294/1,177/1,059/883	1,648/1,471/1,295/1,059
External Static Pressure (Rated)	Pa	50	50
External Static Pressure (Range)	Pa	0-160	0-200
Outline Dimension (W*D*H)	mm.	1,340*655*260	1,400*700*300
Package Dimension (L*W*H)	mm.	1,568*770*323	1,601*813*365
Evaporator Form		Aluminium Fin - Copper Tube	
Net Weight/Gross Weight	Kg.	42.0/48.0	52.0/59.0
Outdoor Unit	Model	GULD140W1/NhA-S1	GULD160W1/NhA-S1
Power Supply	V/Ph/Hz	220-240V /1Ph /50Hz	
Power Source		Outdoor	
Refrigerant	Type	R32	
Compressor Brand		GREE	GREE
Compressor Type		Inverter Rotary	Inverter Rotary
Connecting Pipe	Liquid side-mm (In.)	Ø9.52 3/8"	Ø9.52 3/8"
	Gas side-mm (In.)	Ø15.8 5/8"	Ø15.8 5/8"
Sound Pressure Level	dB (A)	58	60
Air Flow Volume	CFM	3,060	3,060
Outline Dimension (W*D*H)	mm.	940*370*820	940*370*820
Package Dimension (L*W*H)	mm.	1,093*497*885	1,093*497*885
Condenser Form		Aluminium Fin - Copper Tube	
Net Weight/Gross Weight	Kg.	69.0/76.0	72.0/79.0
Max Distance (Height/Length)	m.	30.0/75.0	30.0/75.0